

Low Angle Ring Lights (60° & 90°)



Outline

Different angles to solve object's uneven shape and dark corners problems.

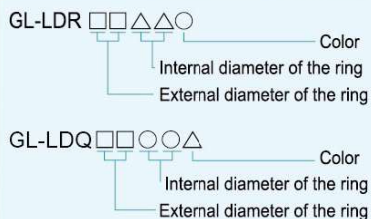
Feature

1. Lights are designed in 60° and 90°.
2. Clear image recognition specially for uneven surfaces, scratches, and laser engraving.
3. Diffusion plates are available. (P91)

Major applications

1. BGA solder ball position, shape and area in inspection.
2. Inspection of wafers or glass substrates for scratches and stain.
3. Reading laser engraving
4. Edge detection and defect inspection

Model explanation

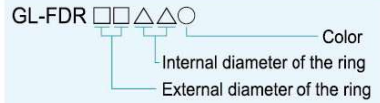


Available Models

Model	Angle	Color	Power Consumption	Weight (g)	Dimension
GL-LDR4822R-24	60°	●	24V/1.9W		
GL-LDR4822W/B/G-24	60°	○ ● ●	24V/2.8W	47	1
GL-LDR4822IR-24	60°	●	24V/1.9W		
GL-LDR5028IR-24	60°	●	24V/1.92W	52	2
GL-LDR7448R-24	60°	●	24V/3.9W		
GL-LDR7448W/B/G-24	60°	○ ● ●	24V/5.8W	81	3
GL-LDR7448IR-24	60°	●	24V/3.9W		
GL-LDR10068R-24	60°	●	24V/7.2W		
GL-LDR10068W/B/G-24	60°	○ ● ●	24V/10.6W	140	4
GL-LDR10068IR-24	60°	●	24V/7.2W		
GL-LDR13296R-24	60°	●	24V/10.6W		
GL-LDR13296W/B/G-24	60°	○ ● ●	24V/15.9W	177	5
GL-LDR13296IR-24	60°	●	24V/10.6W		
GL-LDR170134R-24	60°	●	24V/13.5W		
GL-LDR170134W/B/G-24	60°	○ ● ●	24V/20.2W	231	6
GL-LDR170134IR-24	60°	●	24V/13.5W		
GL-LDQ7040R-24	60°	●	24V/9.21W		
GL-LDQ7040W/B/G-24	60°	○ ● ●	24V/11.2W	204	7
GL-FDR7546R-24	90°	●	24V/2.0W		
GL-FDR7546W/B/G-24	90°	○ ● ●	24V/2.9W	55	8
GL-FDR7546IR-24	90°	●	24V/2.0W		
GL-FDR8454R-24	90°	●	24V/2.0W		
GL-FDR8454W/B/G-24	90°	○ ● ●	24V/2.9W	65	9
GL-FDR8454IR-24	90°	●	24V/2.0W		

Model	Angle	Color	Power Consumption	Weight (g)	Dimension
GL-FDR12292R-24	90°	●	24V/2.9W		
GL-FDR12292W/B/G-24	90°	○ ● ●	24V/4.4W	95	10
GL-FDR12292IR-24	90°	●	24V/2.9W		
GL-FDR156108R-24	90°	●	24V/3.9W		
GL-FDR156108W/B/G-24	90°	○ ● ●	24V/5.8W	195	11
GL-FDR156108IR-24	90°	●	24V/3.9W		


Model explanation




Imaging examples



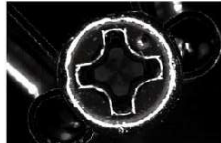
GL-LDR7448W
Diamond Cutting



GL-LDR7448R
Diode Characters



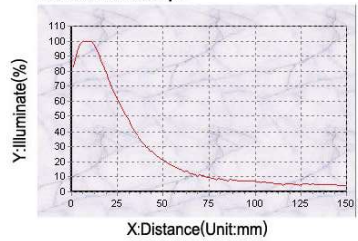
GL-FDR7546W
PCB Edge Abrade



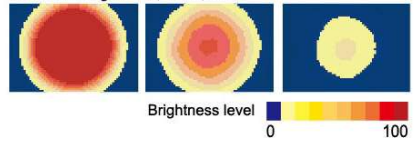
GL-FDR156108R
Screw Edge

Luminous intensity distribution characteristics

GL-LDR7448R Graph



Illuminate Height:5CM,10CM,15CM



Dimensional Diagrams(mm)

